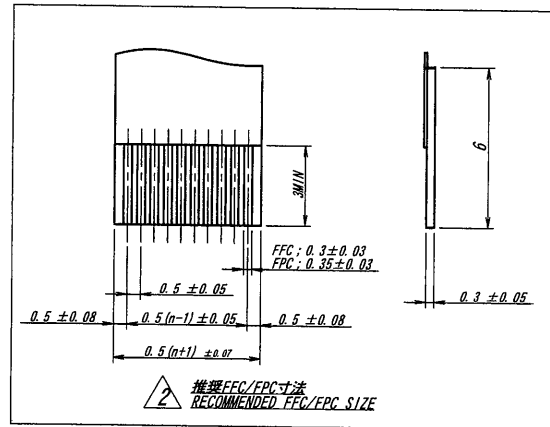
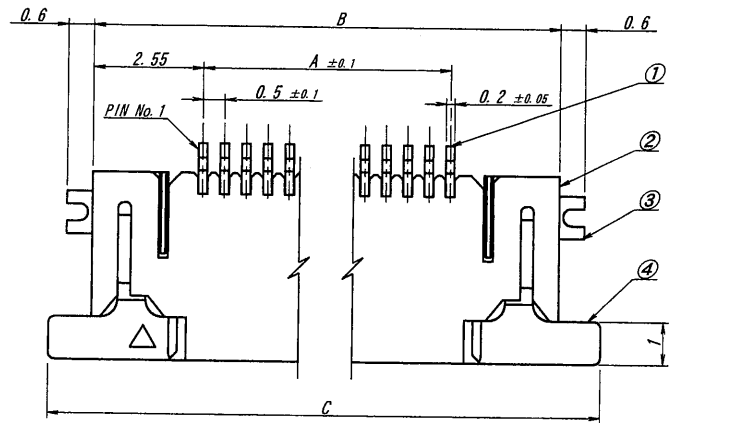

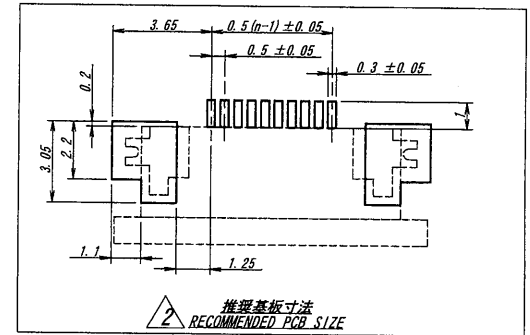
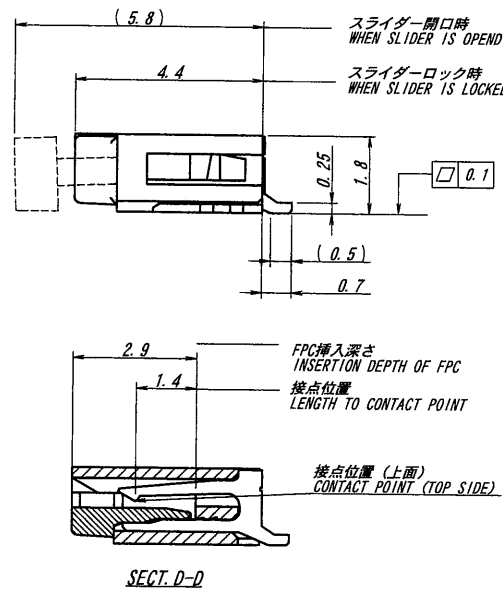
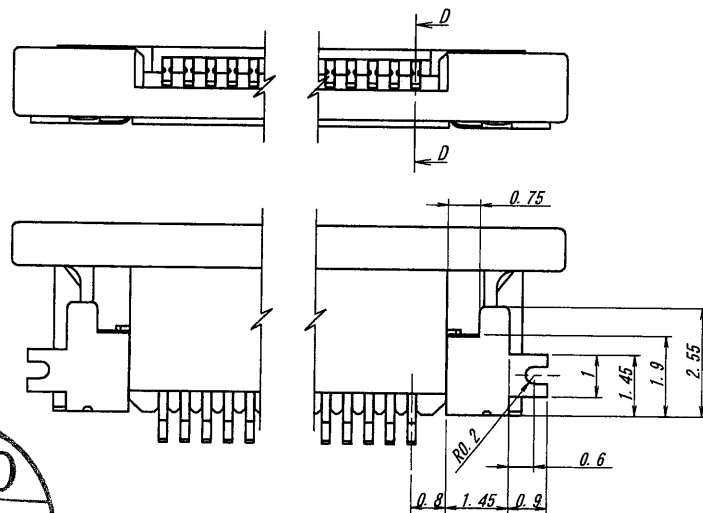


A B C D E F G H



極数 CKT	部品番号 PARTS No.	A	B	C
4	9631S-04Z01-GFN4	1.5	6.6	8.6
5	9631S-05Z01-GFN4	2.0	7.1	9.1
6	9631S-06Z01-GFN4	2.5	7.6	9.6
7	9631S-07Z01-GFN4	3.0	8.1	10.1
8	9631S-08Z01-GFN4	3.5	8.6	10.6
9	9631S-09Z01-GFN4	4.0	9.1	11.1
10	9631S-10Z01-GFN4	4.5	9.6	11.6
11	9631S-11Z01-GFN4	5.0	10.1	12.1
12	9631S-12Z01-GFN4	5.5	10.6	12.6
13	9631S-13Z01-GFN4	6.0	11.1	13.1
14	9631S-14Z01-GFN4	6.5	11.6	13.6
15	9631S-15Z01-GFN4	7.0	12.1	14.1
16	9631S-16Z01-GFN4	7.5	12.6	14.6
17	9631S-17Z01-GFN4	8.0	13.1	15.1
18	9631S-18Z01-GFN4	8.5	13.6	15.6
19	9631S-19Z01-GFN4	9.0	14.1	16.1
20	9631S-20Z01-GFN4	9.5	14.6	16.6



ISSUED  
'13.11.28  
IRISO  
ENG. DEPT

REV	REVISED RECORD	DR	CHK	DATE
44513	NOTE REV	Y.H.	J.M.	'13-11-22
44515	NOTE REV	T.N.	K.K.	'13-08-01
42133	RELEASED	T.H.	K.Y.	'12-07-13

MATERIAL 材質  
 ①端子/CONTACT: リン青銅/PHOSPHOR BRONZE  
 ②ハウジング/HOUSING: ガラス入り46ナイロン (HF5040)  
 GLASS FILLED 46NYLON (HF5040)  
 白色/WHITE UL94V-0  
 ③補強板/METAL FLANGE: 黄銅/BRASS (t=0.2)  
 ④スライダ-SLIDER: ガラス入りPPS/GLASS FILLED PPS  
 黒色/BLACK UL94V-0

FINISH 仕上げ  
 ①ニッケル下地めっき/OVER NI PLATE: 2μMIN.  
 ニッケルバリア付/Ni BARRIER  
 ②ニッケル/TAI AREA: 0.03~0.12μm  
 ③ニッケル下地めっき/OVER NICKEL PLATE: 1.5~3.5μm  
 半光沢めっき/TIN MATT PLATE: 3~6μm

GENERAL TOLERANCES 一般公差  
 DIM 寸法 ± 0.2  
 ANGLE 角度 ±

3RD. ANG. PROJ. 三角法

SCALE 尺度  
 DR '13-11-22 Y. Hayashi  
 CHK 11/22 '13 J.M. M. Yoshida

UNIT 単位  
 APP 11/22 '13 M. Yoshida

IRISO ELECTRONICS CO., LTD  
 IIV電子工業株式会社

TITLE 名称  
 9631シリーズ FFC/FPCソケット  
 SERIES 9631 FFC/FPC SOCKET

EDP No

PARTS No 部番  
 IMSA-9631S-\*\*Z01-GFN4

DWG No 図番  
 110-109631-050

REV. 2

REDUCED COPY