RoHS compliant

REVISION DATA				
SYM	ECN	DESCRIPTION	DATE	APPROVED

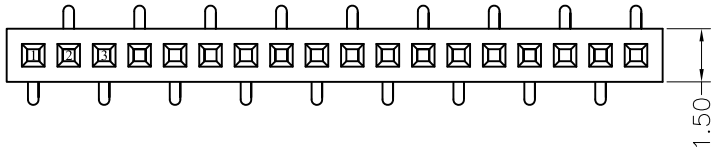

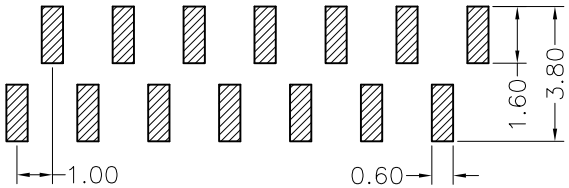

NOTES:
Current Rating: 1.0AMP
Contact Resistance: 20mΩ Max
Withstand Voltage: 500V AC/DC
Insulation Resistance: 1000MΩ Min
Operation Temperature: −40℃ to +105℃

Contact Material:Phosphor Bronze
Contact plating:Au or Sn over Ni
Insulator Material:PA6T+30%GF UL94V−0

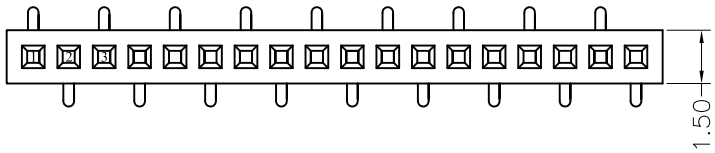

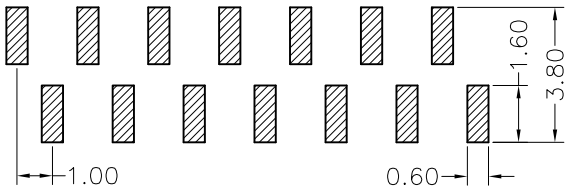

Recommended P.C.B Layout(Top Side)
(PCB BOARD TOLERANCE±0.05)

HOW TO ORDER

SD21-S XX M XX - X - X

- XX: No.of Pins per Row:02-50Pins
- M: S:Straight / R:Right Angle / M:SMT
- XX: Plating Code
- X: PCB Layout: A:A Type / B:B Type
- X: Package Type: A:Tray / B:Tube / C:W/Cap in Tube / D:W/o Cap in Tape & Reel / E:W/Film in Tube / F:W/Film in Tape & Reel / R:With Cap in Tape & Reel / G:Bag

Full Gold Type	Selective Plated Type Gold Plated on Contact Area Tin Plated on Solder Area	Full Tin Type
00 : Gold Flash	S0: Gold Flash, Tin 100u"	T1 : Tin 100u"
01 : Gold 3u"	S1 : Gold 3u", Tin 100u"	T2 : Tin 200u"
02 : Gold 5u"	S2 : Gold 5u", Tin 100u"	T3 : Tin 150u"
03 : Gold 10u"	S3 : Gold 10u", Tin 100u"	MT: Matte Tin
04 : Gold 15u"	S4 : Gold 15u", Tin 100u"	
05 : Gold 20u"	S5 : Gold 20u", Tin 100u"	
06 : Gold 30u"	S6 : Gold 30u", Tin 100u"	

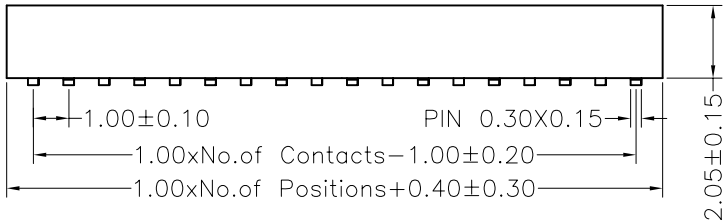

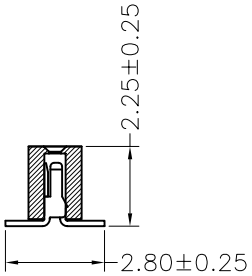

ElectronAix

TOLERANCE:	PROJECTON		TITLE: 1.00mm Female Header Single Row SMT Type H=2.05mm
ANGLE ±3°	DATE	09-23-08'	
X.XXX ±0.15	DRAWN	JXL	PART NO: SD21-SXXMXX-X-X
X.XX ±0.25	CHECKED		
X.X ±0.40	APPROVED		REV: A / UNIT: mm / SCALE: 2:1 / SIZE: A4
X. ±0.50			