RoHS compliant

REVISION DATA				
SYM	ECN	DESCRIPTION	DATE	APPROVED

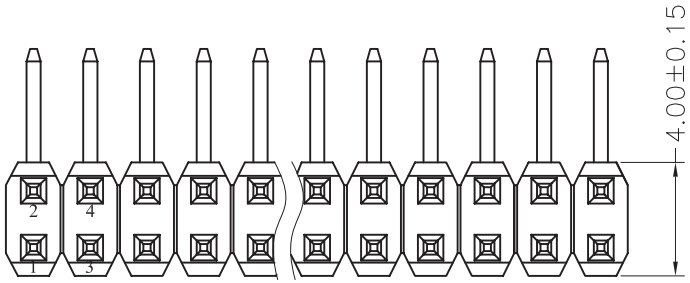

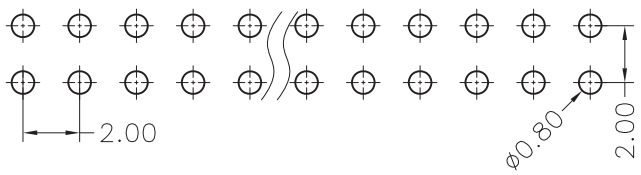

Recommended P.C.B Layout(Top Side)
(PCB BOARD TOLERANCE±0.05)

NOTES:
Current Rating:1.5AMP
Contact Resistance:20mΩ max
Withstand Voltage:500V AC/DC
Insulation Resistance:1000MΩ min
Operation Temperature:−40℃ to +105℃

Contact Material:Brass
Contact plating:Au or Sn Over Ni
Insulator Material:PA6T or PBT+30%GF(UL94V−0)

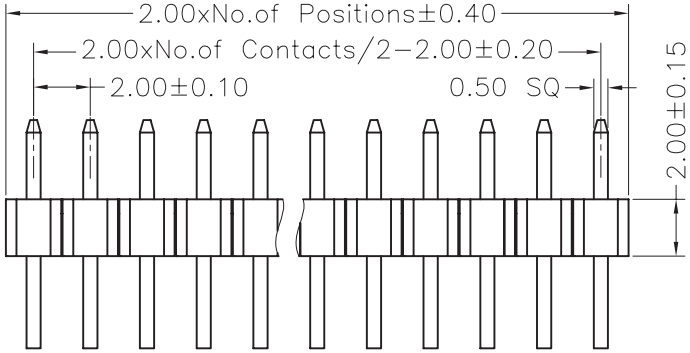

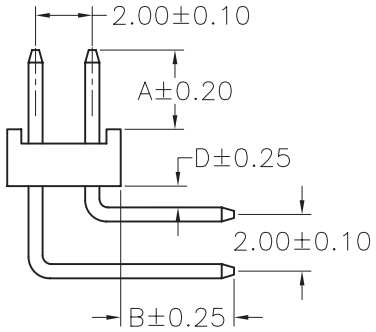

HOW TO ORDER

PB20 - D XX R XX - A - D - B - X - X

- No.of Pins per Row:01-50Pins
- Plating Code
- Insulator Material: N:PA6T, B:PBT
- Package Type: A:Tray, B:Tube, C:W/Cap in Tube, D:W/o Cap in Tape & Reel, E:W/Film in Tube, F:W/Film in Tape & Reel, R:With Cap in Tape & Reel, G:Bag

Full Gold Type	Selective Plated Type Gold Plated on Contact Area Tin Plated on Solder Area	Full Tin Type
00 : Gold Flash	S0: Gold Flash, Tin 100u"	T1 : Tin 100u"
01 : Gold 3u"	S1 : Gold 3u", Tin 100u"	T2 : Tin 200u"
02 : Gold 5u"	S2 : Gold 5u", Tin 100u"	T3 : Tin 150u"
03 : Gold 10u"	S3 : Gold 10u", Tin 100u"	MT: Matte Tin
04 : Gold 15u"	S4 : Gold 15u", Tin 100u"	
05 : Gold 20u"	S5 : Gold 20u", Tin 100u"	
06 : Gold 30u"	S6 : Gold 30u", Tin 100u"	

ElectronAix

TOLERANCE:	PROJECTON		TITLE: 2.00mm Pin Header Dual Row 90° H=2.0 Plane Bending
ANGLE ±3°	DATE	04-14-08'	
X.XXX ±0.15	DRAWN	JXL	PART NO:
X.XX ±0.25	CHECKED		PB20-DXXRXX-A-D-B-X-X
X.X ±0.40	APPROVED		REV: A / UNIT: mm / SCALE: 2:1 / SIZE: A4
X. ±0.50			